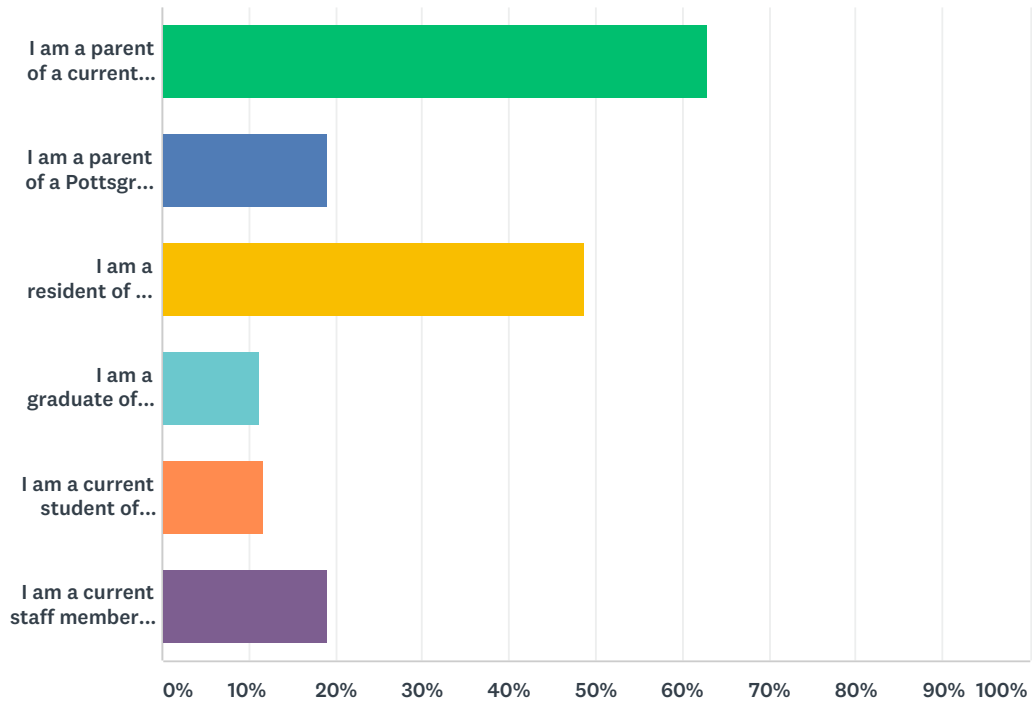


Q1 Please check all boxes that apply:

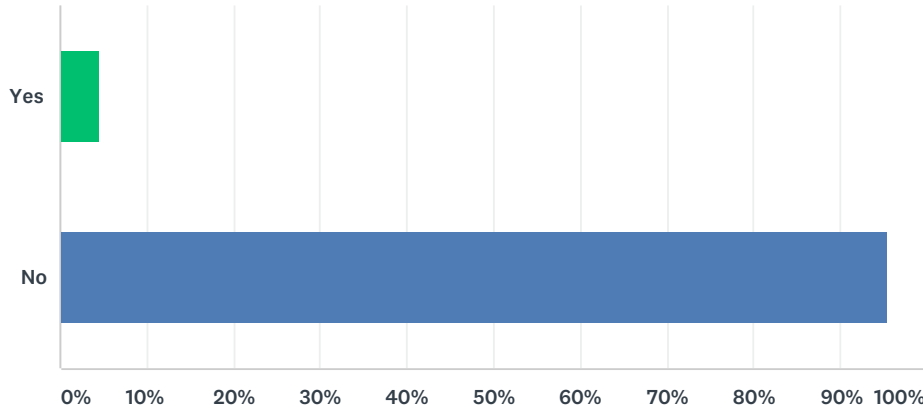
Answered: 617 Skipped: 0



ANSWER CHOICES	RESPONSES	
I am a parent of a current Pottsgrove School District student.	63.05%	389
I am a parent of a Pottsgrove School District graduate.	19.12%	118
I am a resident of the Pottsgrove School District.	48.78%	301
I am a graduate of Pottsgrove School District.	11.35%	70
I am a current student of Pottsgrove School District.	11.67%	72
I am a current staff member of the Pottsgrove School District.	19.12%	118
Total Respondents: 617		

Q2 Do you have children attending private or parochial schools?

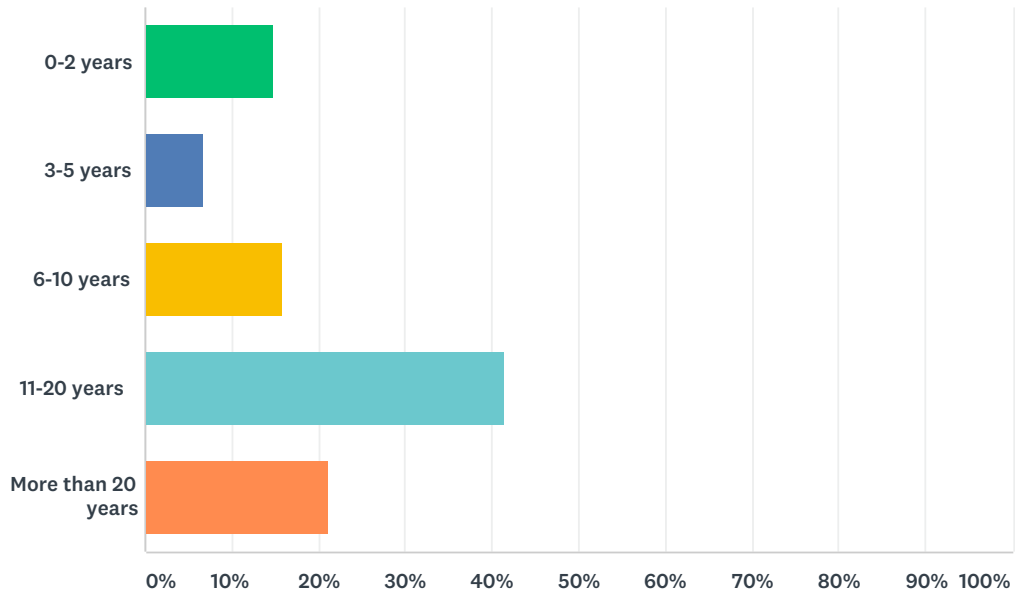
Answered: 617 Skipped: 0



ANSWER CHOICES	RESPONSES	
Yes	4.70%	29
No	95.30%	588
TOTAL		617

Q3 How long have you lived in the Pottsgrove School District?

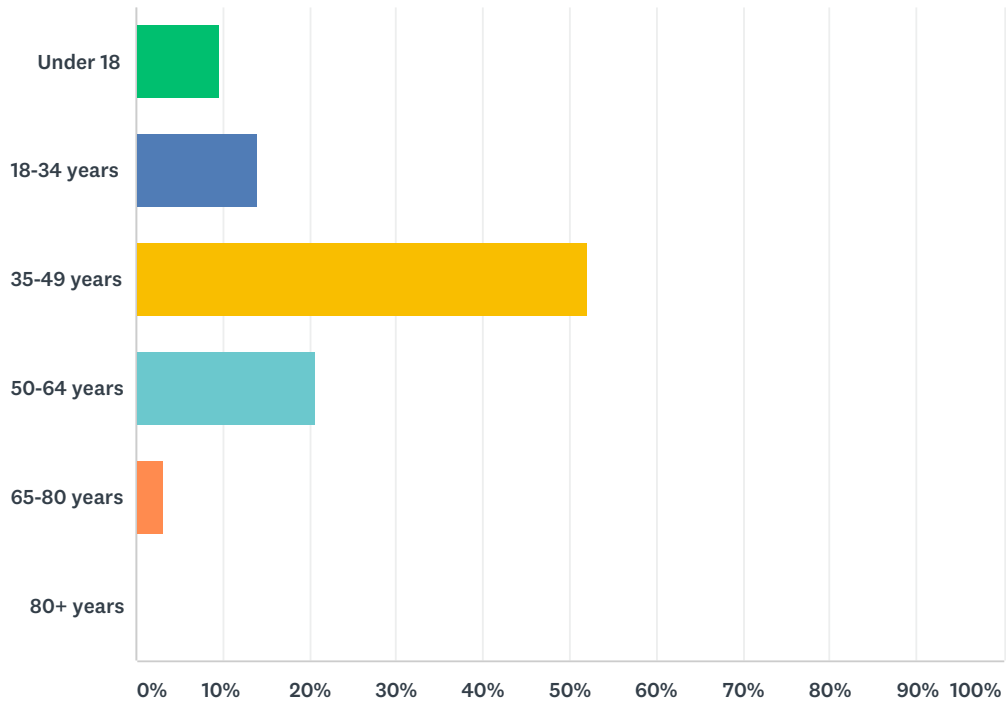
Answered: 617 Skipped: 0



ANSWER CHOICES	RESPONSES	
0-2 years	14.91%	92
3-5 years	6.65%	41
6-10 years	15.88%	98
11-20 years	41.33%	255
More than 20 years	21.23%	131
TOTAL		617

Q4 Which age group best describes you?

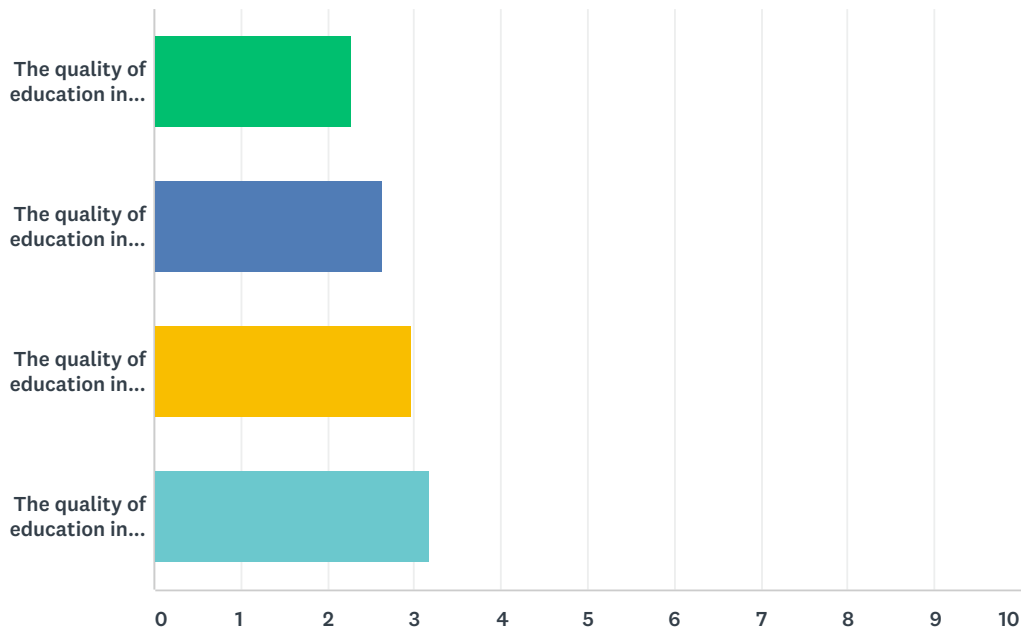
Answered: 617 Skipped: 0



ANSWER CHOICES	RESPONSES	
Under 18	9.56%	59
18-34 years	14.10%	87
35-49 years	52.19%	322
50-64 years	20.75%	128
65-80 years	3.24%	20
80+ years	0.16%	1
TOTAL		617

Q5 For each of the following, please rate the overall quality of education for the Pottsgrove School District:

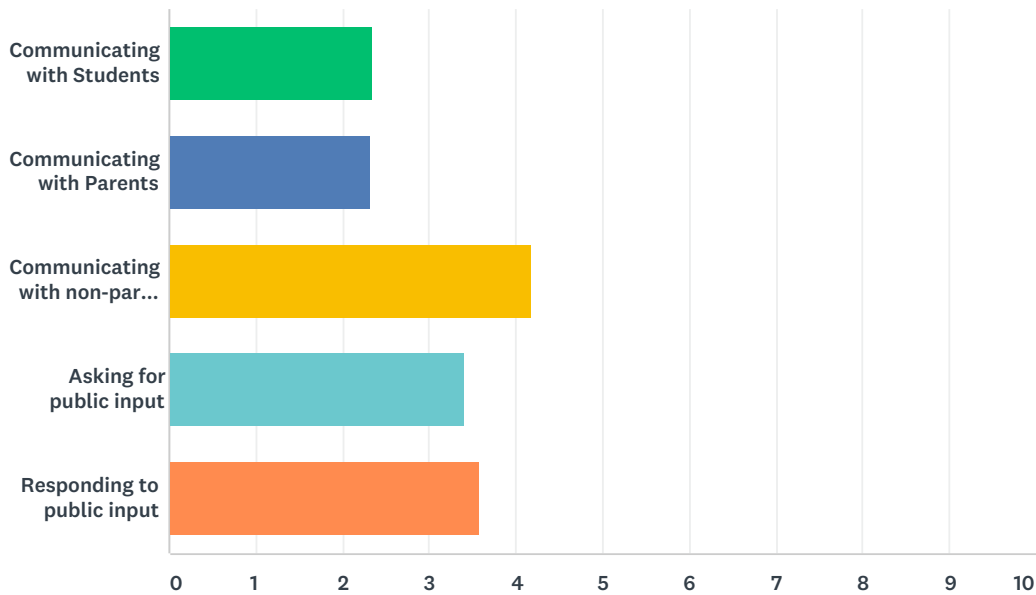
Answered: 617 Skipped: 0



	EXCELLENT	GOOD	ADEQUATE	POOR	OTHER/DON'T KNOW	TOTAL	WEIGHTED AVERAGE
The quality of education in K through 2	33.44% 206	36.69% 226	12.99% 80	1.62% 10	15.26% 94	616	2.29
The quality of education in grades 3 through 5	20.95% 128	41.41% 253	13.09% 80	2.78% 17	21.77% 133	611	2.63
The quality of education in grades 6 through 8	14.50% 88	35.26% 214	17.46% 106	3.95% 24	28.83% 175	607	2.97
The quality of education in grades 9 through 12	14.64% 89	28.78% 175	15.95% 97	4.11% 25	36.51% 222	608	3.19

Q6 For each of the following, please rate the overall quality of the Pottsgrove School District's communication efforts?

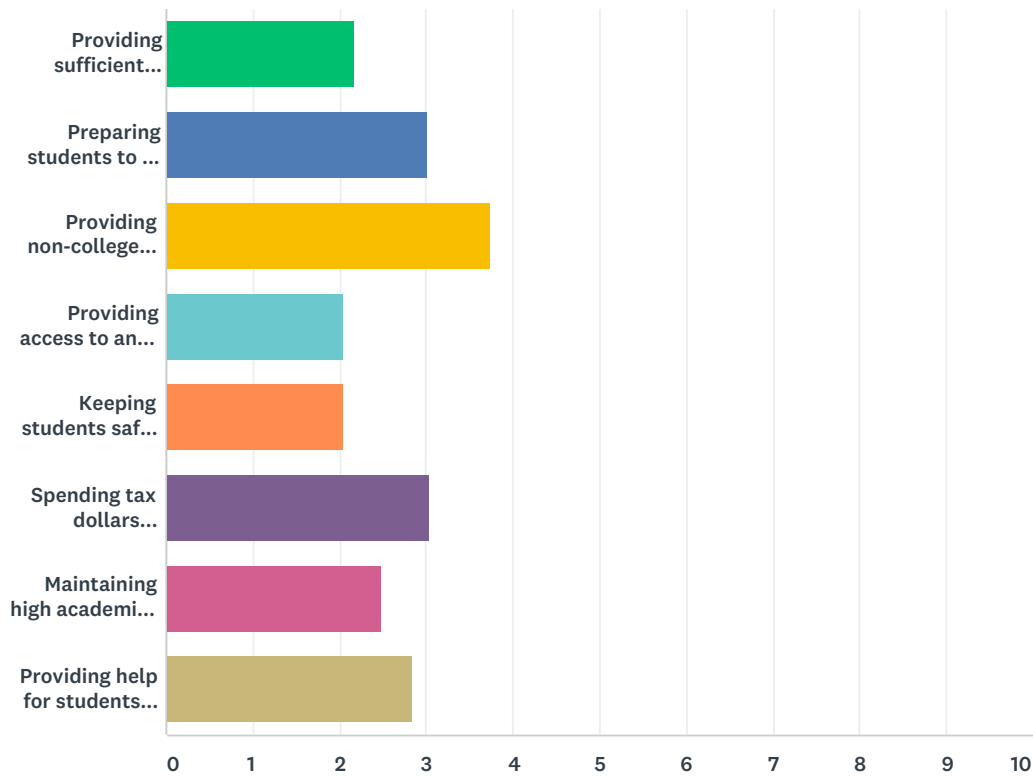
Answered: 617 Skipped: 0



	EXCELLENT	GOOD	ADEQUATE	POOR	OTHER/DON'T KNOW	TOTAL	WEIGHTED AVERAGE
Communicating with Students	23.66% 146	41.82% 258	18.64% 115	8.75% 54	7.13% 44	617	2.34
Communicating with Parents	26.02% 160	37.72% 232	19.19% 118	11.71% 72	5.37% 33	615	2.33
Communicating with non-parent residents	3.10% 19	11.42% 70	11.91% 73	10.60% 65	62.97% 386	613	4.19
Asking for public input	7.49% 46	20.03% 123	24.76% 152	20.85% 128	26.87% 165	614	3.40
Responding to public input	6.02% 37	18.05% 111	22.60% 139	19.35% 119	33.98% 209	615	3.57

Q7 For each of the following, please rate the overall job performance of the Pottsgrove School District:

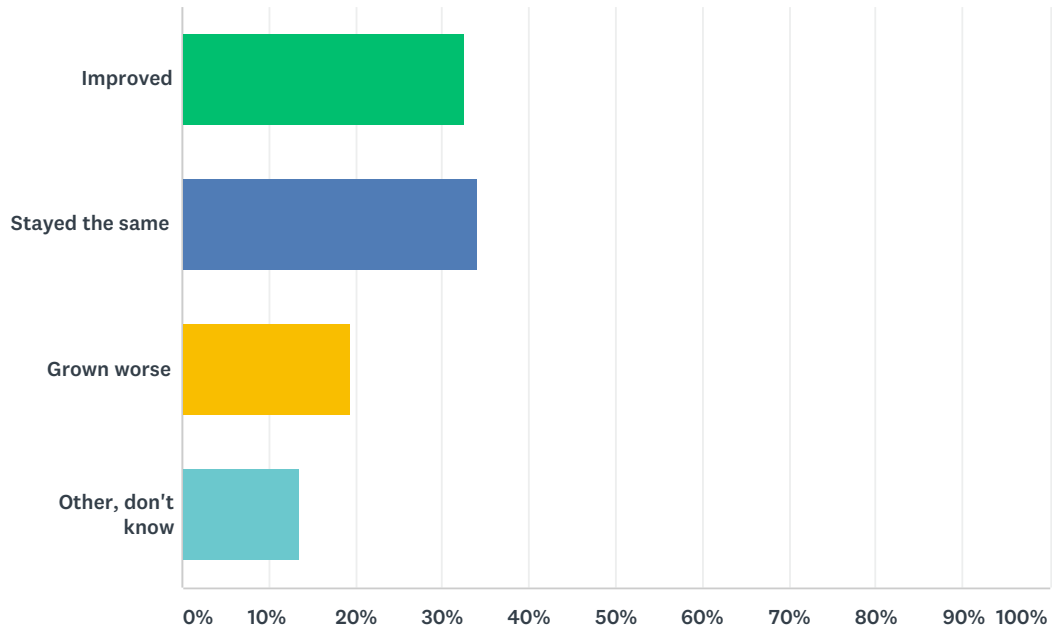
Answered: 617 Skipped: 0



	EXCELLENT	GOOD	ADEQUATE	POOR	OTHER/DON'T KNOW	TOTAL	WEIGHTED AVERAGE
Providing sufficient classroom and instructional space	24.35% 150	47.40% 292	18.67% 115	6.33% 39	3.25% 20	616	2.17
Preparing students to be successful in college	13.29% 82	32.41% 200	19.29% 119	10.21% 63	24.80% 153	617	3.01
Providing non-college bound students for careers after high school	7.47% 46	19.16% 118	14.45% 89	9.42% 58	49.51% 305	616	3.74
Providing access to and instruction in 21st century technology	36.69% 226	39.77% 245	13.31% 82	2.76% 17	7.47% 46	616	2.05
Keeping students safe and secure	32.25% 199	42.63% 263	16.53% 102	6.32% 39	2.27% 14	617	2.04
Spending tax dollars effectively	8.94% 55	29.92% 184	25.53% 157	19.02% 117	16.59% 102	615	3.04
Maintaining high academic standards	14.45% 89	43.34% 267	26.46% 163	11.20% 69	4.55% 28	616	2.48
Providing help for students who need extra academic assistance	15.75% 97	33.77% 208	18.83% 116	12.82% 79	18.83% 116	616	2.85

Q8 During the past few years, would you say the Pottsgrove School District has:

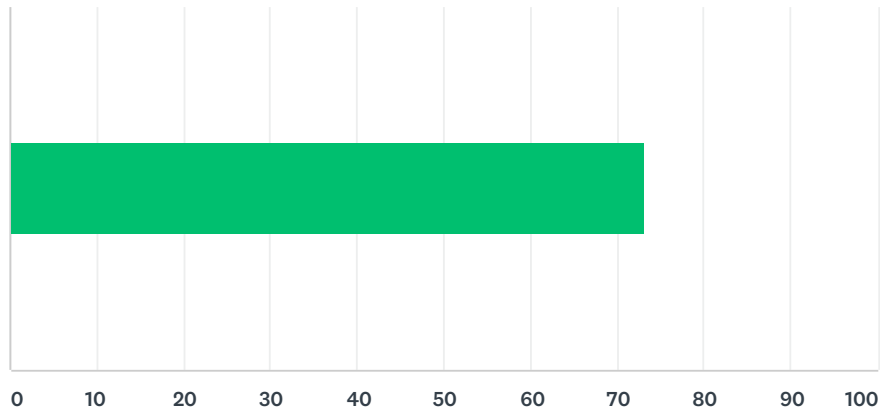
Answered: 617 Skipped: 0



ANSWER CHOICES	RESPONSES	
Improved	32.74%	202
Stayed the same	34.20%	211
Grown worse	19.45%	120
Other, don't know	13.61%	84
TOTAL		617

Q9 What score would you give the Pottsgrove School District that reflects your overall satisfaction (1 being lowest and 100 being the highest)?

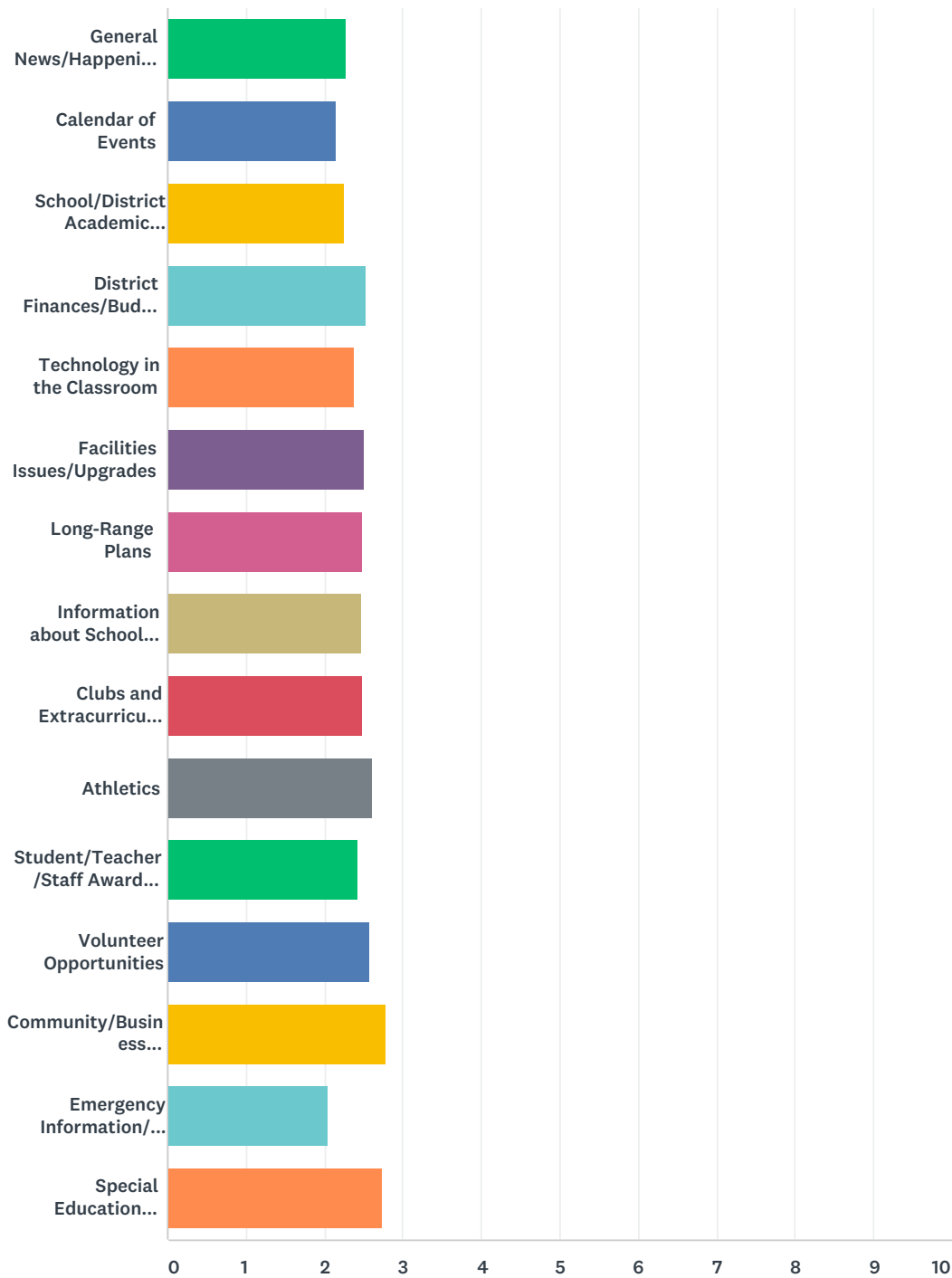
Answered: 617 Skipped: 0



ANSWER CHOICES	AVERAGE NUMBER	TOTAL NUMBER	RESPONSES
	73	45,235	617
Total Respondents: 617			

Q10 Please rate the following information topics you are interested in on a scale of 1-5 (1 being most important, 5 being not important at all).

Answered: 617 Skipped: 0



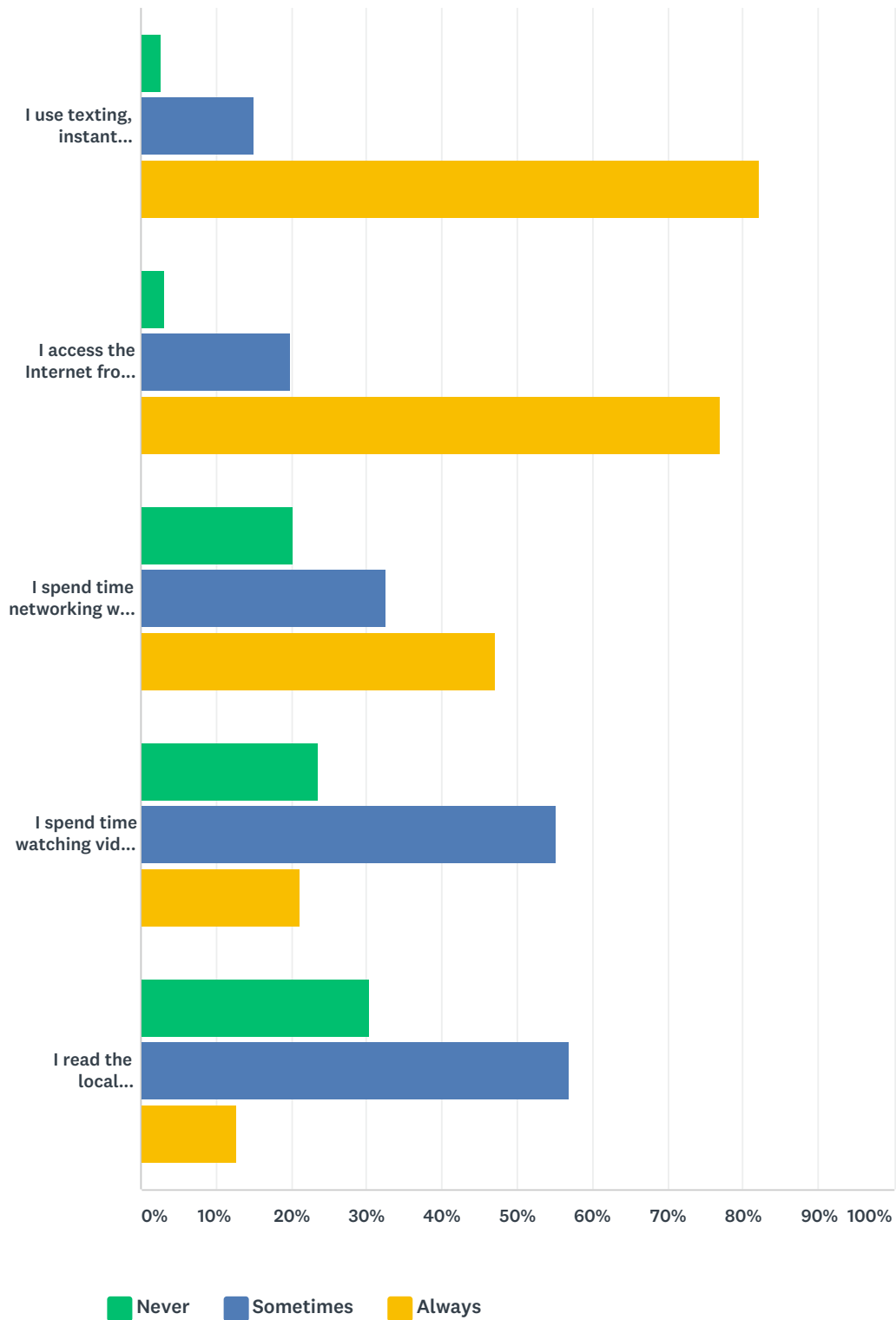
	1	2	3	4	5	TOTAL	WEIGHTED AVERAGE
General News/Happenings in Schools	39.64%	22.19%	18.43%	10.60%	9.14%	613	2.27
	243	136	113	65	56		

Pottsgrove School District 2017 Satisfaction and Communications Survey

Calendar of Events	47.88% 294	17.92% 110	15.64% 96	7.00% 43	11.56% 71	614	2.16
School/District Academic Data/Curriculum	39.41% 242	25.73% 158	13.84% 85	11.07% 68	9.93% 61	614	2.26
District Finances/Budget Information	24.10% 148	28.18% 173	26.87% 165	12.70% 78	8.14% 50	614	2.53
Technology in the Classroom	28.87% 177	31.00% 190	20.07% 123	12.40% 76	7.67% 47	613	2.39
Facilities Issues/Upgrades	20.98% 129	31.22% 192	30.24% 186	11.38% 70	6.18% 38	615	2.51
Long-Range Plans	24.88% 153	28.29% 174	26.99% 166	11.54% 71	8.29% 51	615	2.50
Information about School Board Actions	25.73% 158	30.94% 190	23.29% 143	11.56% 71	8.47% 52	614	2.46
Clubs and Extracurricular Activities	24.47% 150	31.81% 195	22.35% 137	11.75% 72	9.62% 59	613	2.50
Athletics	22.35% 137	28.87% 177	24.80% 152	13.87% 85	10.11% 62	613	2.61
Student/Teacher/Staff Awards and Achievements	28.22% 173	30.34% 186	21.37% 131	11.09% 68	8.97% 55	613	2.42
Volunteer Opportunities	21.46% 132	30.08% 185	28.13% 173	10.24% 63	10.08% 62	615	2.57
Community/Business Partnerships	13.89% 85	25.98% 159	35.95% 220	15.36% 94	8.82% 54	612	2.79
Emergency Information/Procedures/School Closings	53.58% 329	15.64% 96	12.21% 75	8.79% 54	9.77% 60	614	2.06
Special Education Services	22.80% 140	24.27% 149	24.43% 150	12.87% 79	15.64% 96	614	2.74

Q11 For each of the following, please indicate the frequency with which you use that communication pattern:

Answered: 617 Skipped: 0



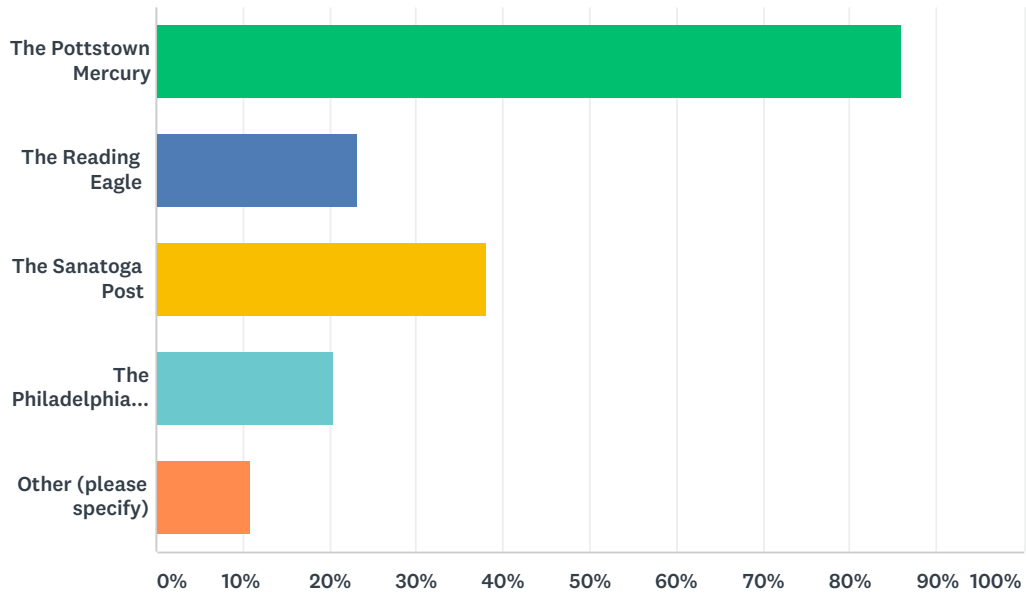
NEVER	SOMETIMES	ALWAYS	TOTAL
-------	-----------	--------	-------

Pottsgrove School District 2017 Satisfaction and Communications Survey

I use texting, instant messaging or both to communicate with family, friends and colleagues	2.76% 17	15.12% 93	82.11% 505	615
I access the Internet from a mobile device - cell phone or tablet	3.10% 19	19.90% 122	77.00% 472	613
I spend time networking with friends, family and organizations on FaceBook	20.36% 125	32.57% 200	47.07% 289	614
I spend time watching videos on YouTube or other websites	23.66% 146	55.27% 341	21.07% 130	617
I read the local newspapers	30.24% 186	56.91% 350	12.85% 79	615

Q12 Please specify which newspapers you read:

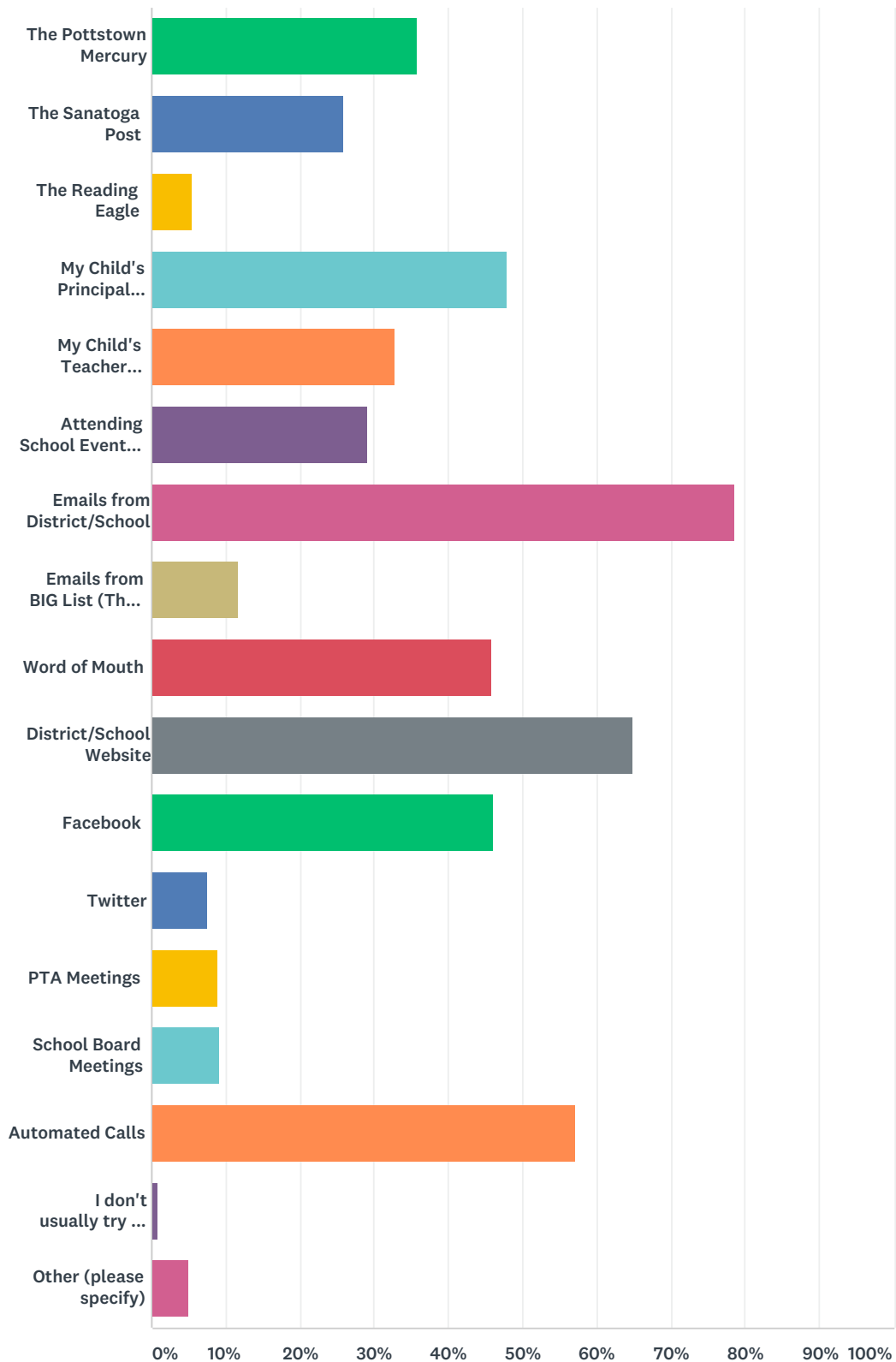
Answered: 507 Skipped: 110



ANSWER CHOICES	RESPONSES	
The Pottstown Mercury	86.00%	436
The Reading Eagle	23.27%	118
The Sanatoga Post	38.07%	193
The Philadelphia Inquirer	20.51%	104
Other (please specify)	10.85%	55
Total Respondents: 507		

Q13 How do you usually obtain information about the Pottsgrove School District? (Please check all that apply)

Answered: 617 Skipped: 0

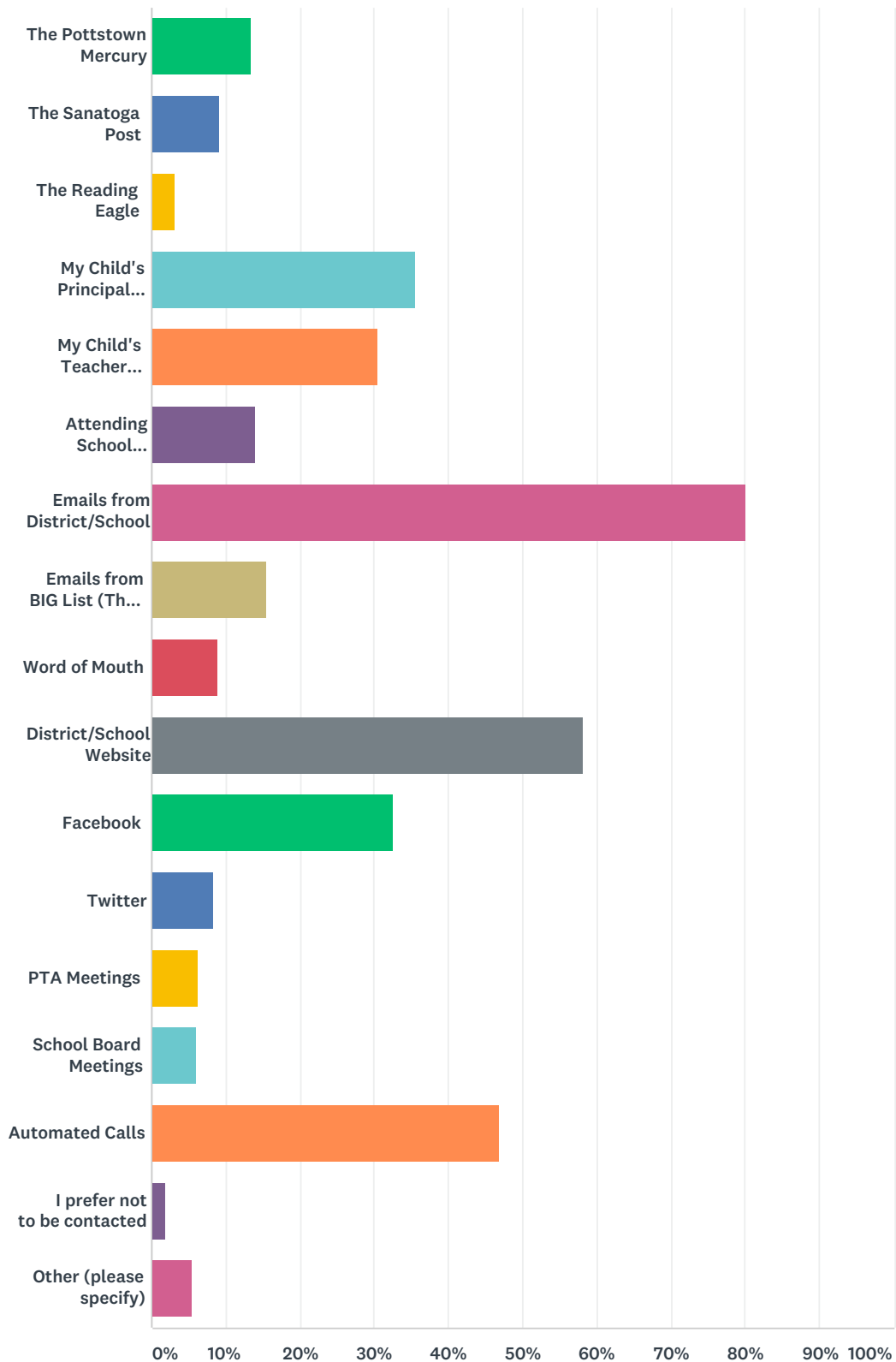


Pottsgrove School District 2017 Satisfaction and Communications Survey

ANSWER CHOICES	RESPONSES	
The Pottstown Mercury	35.82%	221
The Sanatoga Post	25.93%	160
The Reading Eagle	5.51%	34
My Child's Principal Newsletter	47.81%	295
My Child's Teacher Newsletter	32.90%	203
Attending School Events or Meetings	29.01%	179
Emails from District/School	78.61%	485
Emails from BIG List (This is an optional email distribution list to receive specific information)	11.67%	72
Word of Mouth	45.87%	283
District/School Website	64.83%	400
Facebook	46.03%	284
Twitter	7.62%	47
PTA Meetings	8.91%	55
School Board Meetings	9.24%	57
Automated Calls	57.05%	352
I don't usually try to obtain information	0.81%	5
Other (please specify)	5.02%	31
Total Respondents: 617		

Q14 What communication methods would you prefer to use to obtain information regarding the Pottsgrove School District?

Answered: 617 Skipped: 0

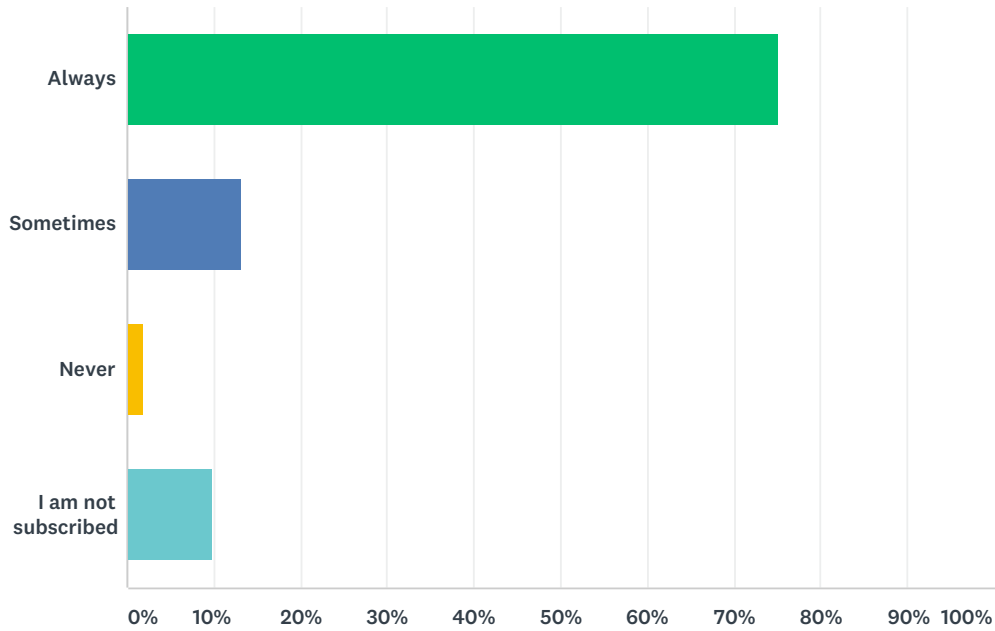


Pottsgrove School District 2017 Satisfaction and Communications Survey

ANSWER CHOICES	RESPONSES	
The Pottstown Mercury	13.45%	83
The Sanatoga Post	9.24%	57
The Reading Eagle	3.08%	19
My Child's Principal Newsletter	35.66%	220
My Child's Teacher Newsletter	30.63%	189
Attending School Events/Meetings	13.94%	86
Emails from District/School	80.06%	494
Emails from BIG List (This is an optional email distribution list for specific information)	15.56%	96
Word of Mouth	8.91%	55
District/School Website	58.18%	359
Facebook	32.58%	201
Twitter	8.27%	51
PTA Meetings	6.32%	39
School Board Meetings	6.00%	37
Automated Calls	46.84%	289
I prefer not to be contacted	1.94%	12
Other (please specify)	5.51%	34
Total Respondents: 617		

Q15 How often do you read the Pottsgrove School District emails sent via School Messenger (PGSD Alerts)?

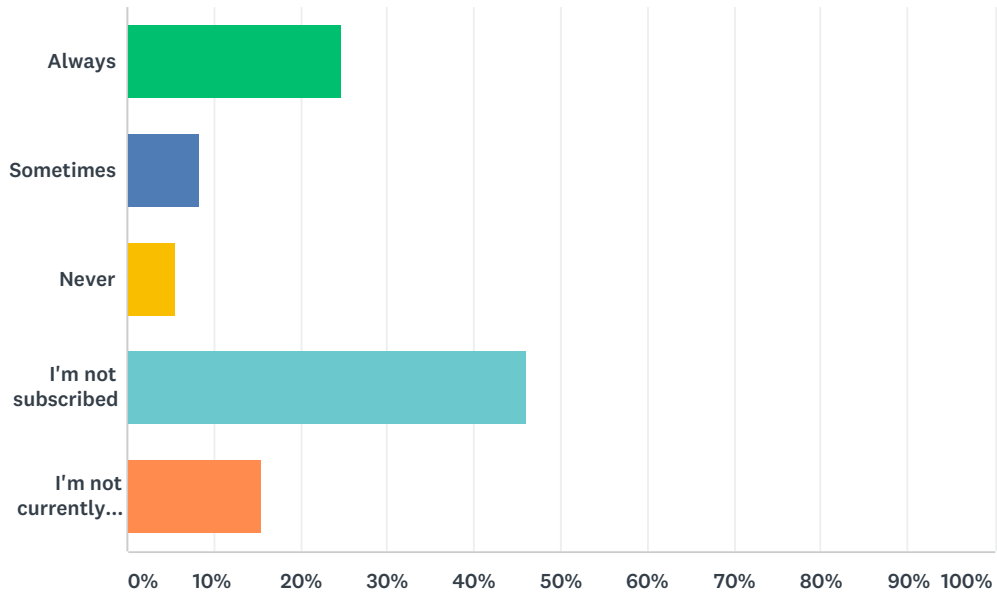
Answered: 617 Skipped: 0



ANSWER CHOICES	RESPONSES	
Always	75.04%	463
Sometimes	13.13%	81
Never	1.94%	12
I am not subscribed	9.89%	61
TOTAL		617

Q16 How often do you read the emails sent via BIG List? (This is an optional email distribution list for specific information)

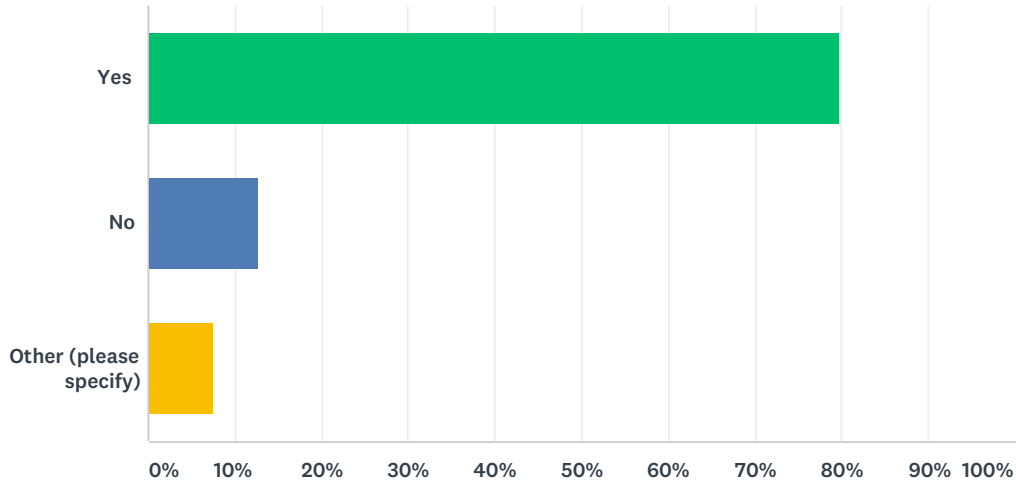
Answered: 617 Skipped: 0



ANSWER CHOICES	RESPONSES	
Always	24.64%	152
Sometimes	8.27%	51
Never	5.67%	35
I'm not subscribed	46.03%	284
I'm not currently subscribed, but would like to. CLICK HERE to Sign Up for BIG List Communications	15.40%	95
TOTAL		617

Q17 Do the School Messenger (PGSD Alerts) emails from the District Office and/or schools provide the type of information you are interested in?

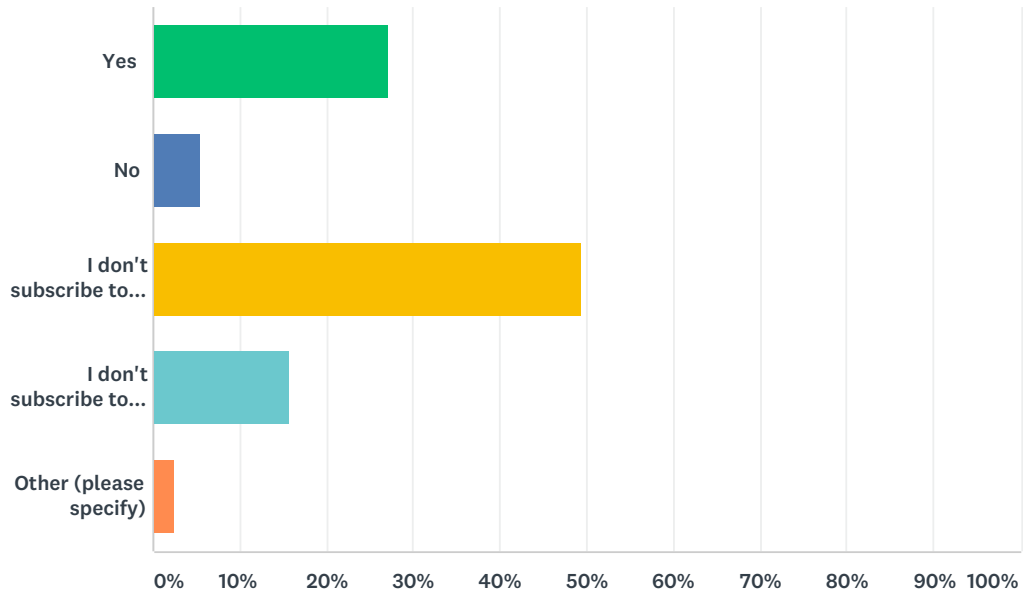
Answered: 617 Skipped: 0



ANSWER CHOICES	RESPONSES	
Yes	79.74%	492
No	12.80%	79
Other (please specify)	7.46%	46
TOTAL		617

Q18 Do the BIG List emails provide the type of information you are interested in?

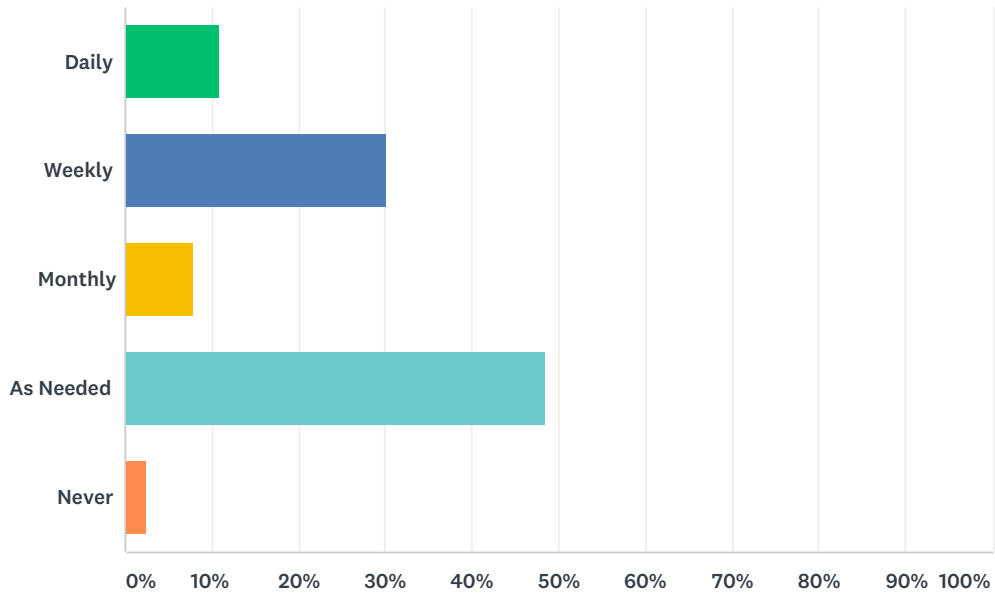
Answered: 617 Skipped: 0



ANSWER CHOICES	RESPONSES
Yes	27.23% 168
No	5.35% 33
I don't subscribe to any of the BIG List distribution lists.	49.27% 304
I don't subscribe to any of the lists, but am interested in what they offer. CLICK here to sign up/manage for BIG List Distribution lists.	15.72% 97
Other (please specify)	2.43% 15
TOTAL	617

Q19 How often do you visit the Pottsgrove School District Website?

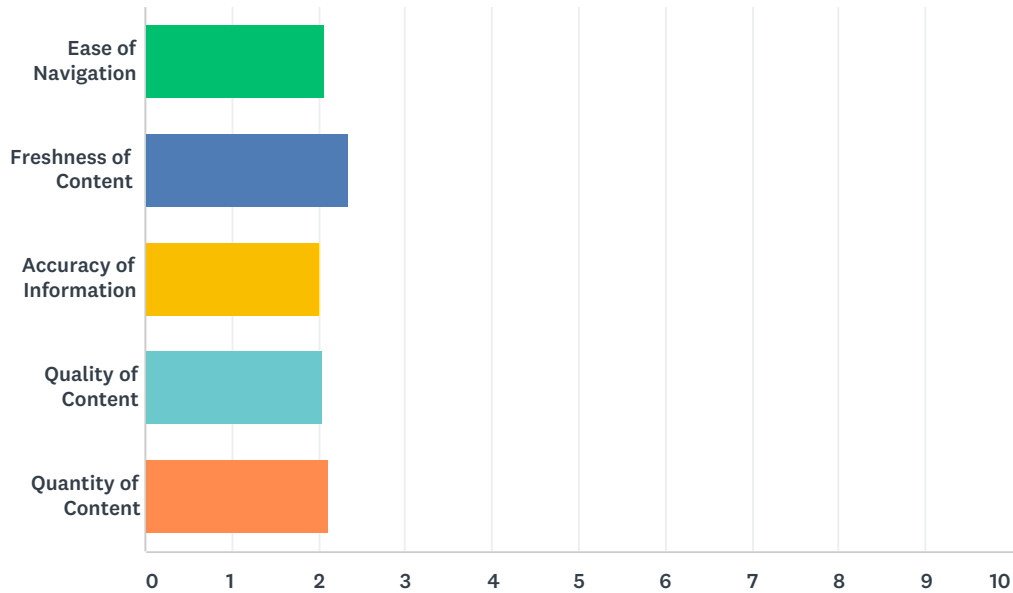
Answered: 617 Skipped: 0



ANSWER CHOICES	RESPONSES	
Daily	10.86%	67
Weekly	30.15%	186
Monthly	7.94%	49
As Needed	48.46%	299
Never	2.59%	16
TOTAL		617

Q20 Please rate the following attributes of our website: (may be skipped if you do not use the website)

Answered: 589 Skipped: 28



	VERY SATISFIED	SOMEWHAT SATISFIED	NEUTRAL	SOMEWHAT DISSATISFIED	VERY DISSATISFIED	TOTAL	WEIGHTED AVERAGE
Ease of Navigation	29.81% 175	43.44% 255	18.06% 106	7.50% 44	1.19% 7	587	2.07
Freshness of Content	21.54% 126	40.68% 238	22.74% 133	12.31% 72	2.74% 16	585	2.34
Accuracy of Information	35.09% 206	37.31% 219	20.10% 118	6.30% 37	1.19% 7	587	2.01
Quality of Content	29.30% 172	43.27% 254	21.64% 127	4.60% 27	1.19% 7	587	2.05
Quantity of Content	27.37% 159	42.00% 244	23.92% 139	5.34% 31	1.38% 8	581	2.11

Q21 What information posted on the website is most useful to you? What additional features would you like to see?

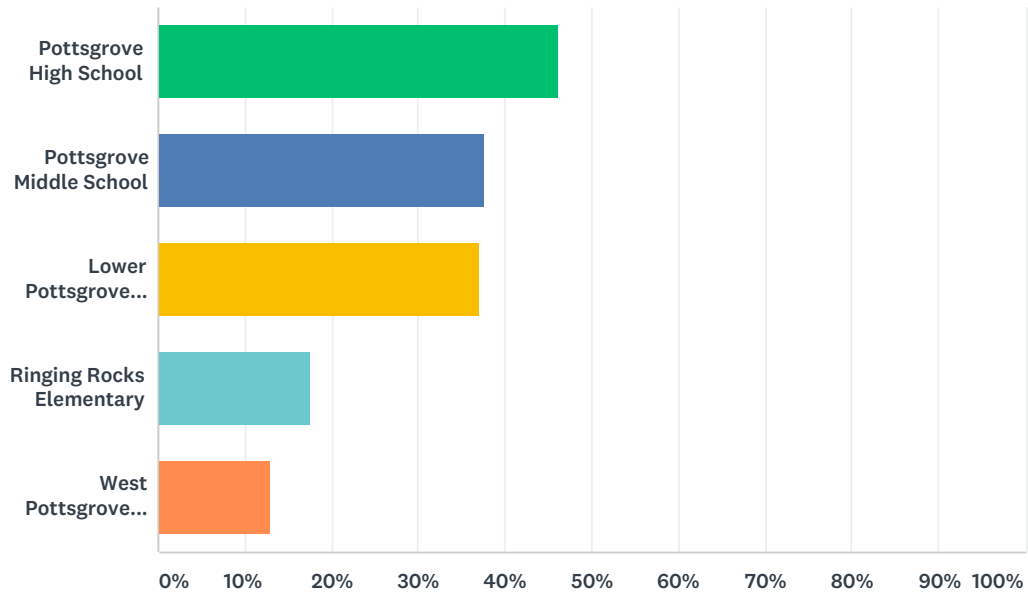
Answered: 268 Skipped: 349

Q22 Please provide any other comments you wish:

Answered: 141 Skipped: 476

Q23 Which school (s) do your children attend?

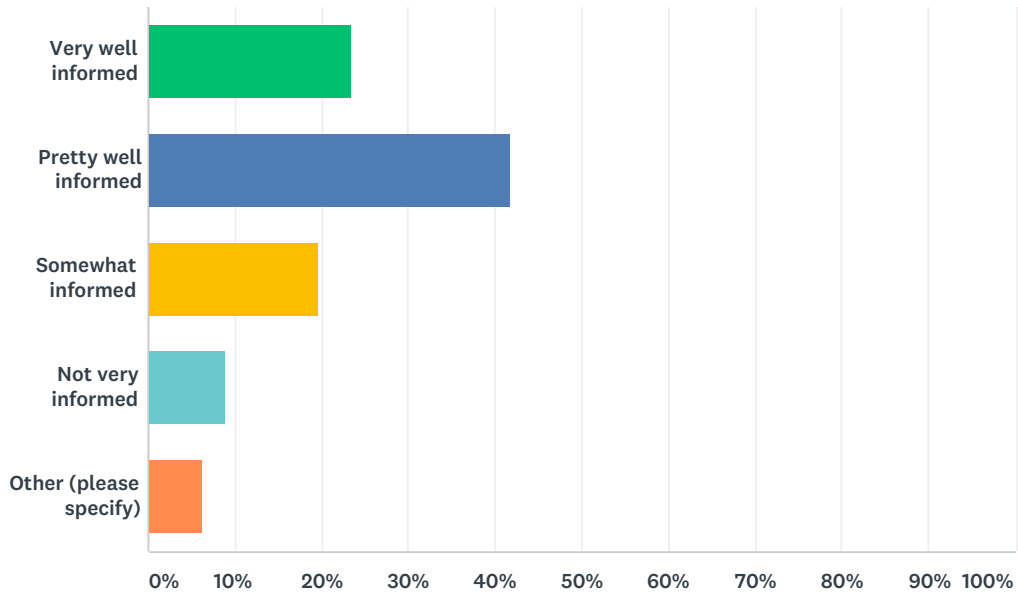
Answered: 426 Skipped: 191



ANSWER CHOICES	RESPONSES	
Pottsgrove High School	46.24%	197
Pottsgrove Middle School	37.56%	160
Lower Pottsgrove Elementary	37.09%	158
Ringing Rocks Elementary	17.61%	75
West Pottsgrove Elementary	12.91%	55
Total Respondents: 426		

Q24 How well informed do you feel about the staff, events, activities at the schools your children attend?

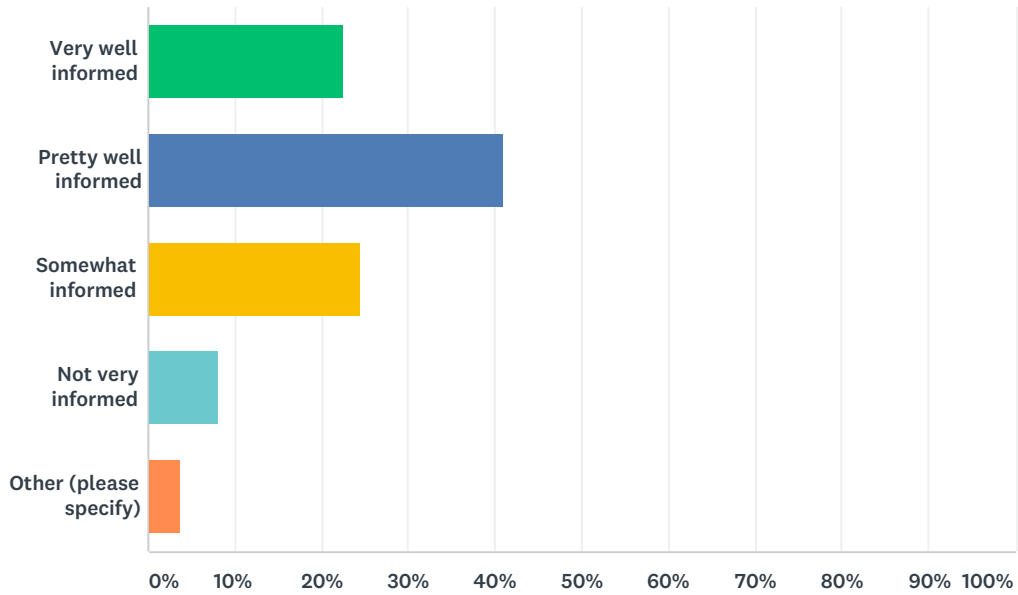
Answered: 437 Skipped: 180



ANSWER CHOICES	RESPONSES	
Very well informed	23.34%	102
Pretty well informed	41.88%	183
Somewhat informed	19.68%	86
Not very informed	8.92%	39
Other (please specify)	6.18%	27
TOTAL		437

Q25 How well informed do you feel about policies/procedures at the schools your children attend?

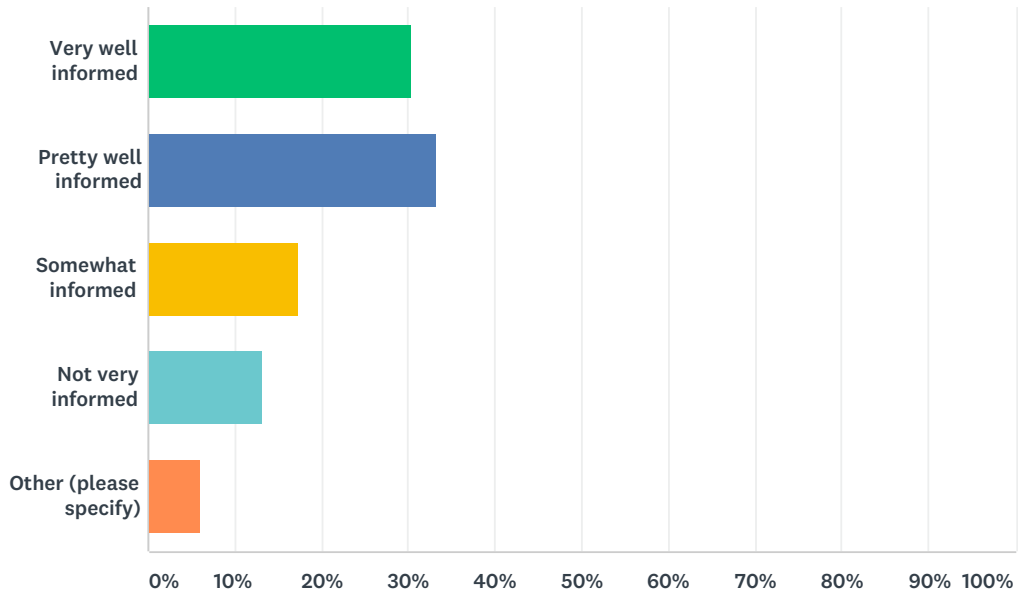
Answered: 437 Skipped: 180



ANSWER CHOICES	RESPONSES	
Very well informed	22.65%	99
Pretty well informed	40.96%	179
Somewhat informed	24.49%	107
Not very informed	8.24%	36
Other (please specify)	3.66%	16
TOTAL		437

Q26 How well informed do you feel about your child's academic progress and areas that may need to be addressed?

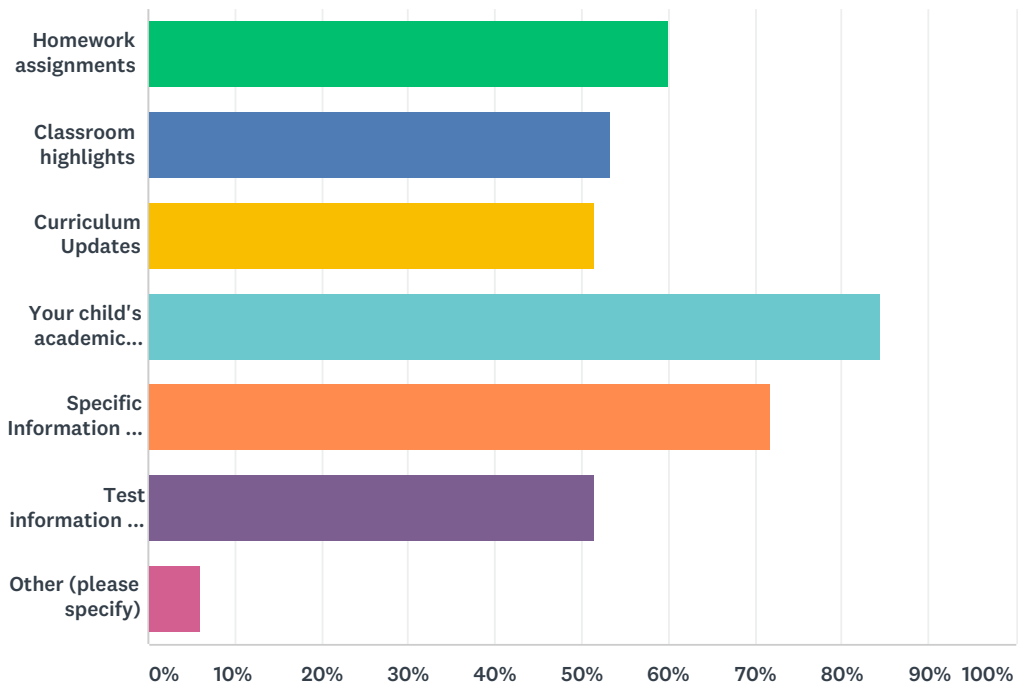
Answered: 434 Skipped: 183



ANSWER CHOICES	RESPONSES	
Very well informed	30.41%	132
Pretty well informed	33.18%	144
Somewhat informed	17.28%	75
Not very informed	13.13%	57
Other (please specify)	5.99%	26
TOTAL		434

Q27 What information are you most interested in receiving from your child's school?

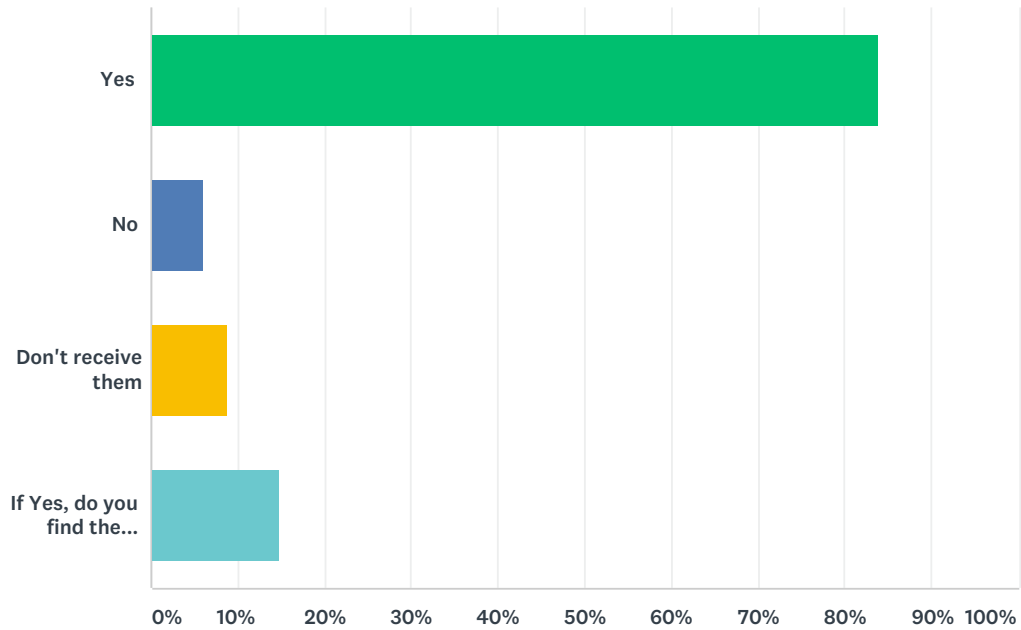
Answered: 427 Skipped: 190



ANSWER CHOICES	RESPONSES	
Homework assignments	59.95%	256
Classroom highlights	53.40%	228
Curriculum Updates	51.52%	220
Your child's academic performance	84.54%	361
Specific Information to support your child	71.66%	306
Test information and study tips	51.52%	220
Other (please specify)	6.09%	26
Total Respondents: 427		

Q28 Do you read the school newsletters?

Answered: 443 Skipped: 174



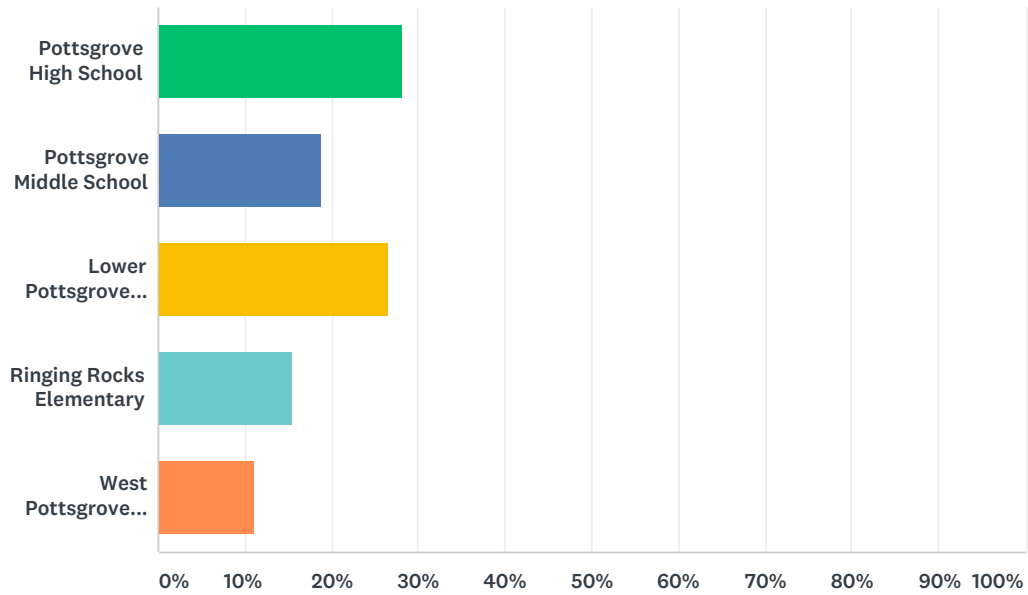
ANSWER CHOICES	RESPONSES	
Yes	83.97%	372
No	6.09%	27
Don't receive them	8.80%	39
If Yes, do you find the newsletter useful?	14.90%	66
Total Respondents: 443		

Q29 Please provide any other comments you wish:

Answered: 78 Skipped: 539

Q30 Please select the building that you primarily work in:

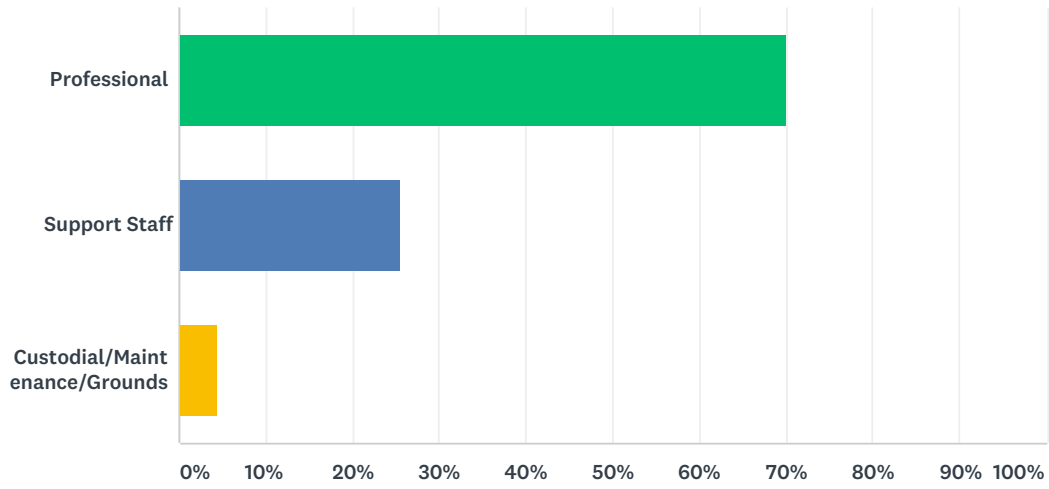
Answered: 117 Skipped: 500



ANSWER CHOICES	RESPONSES	
Pottsgrove High School	28.21%	33
Pottsgrove Middle School	18.80%	22
Lower Pottsgrove Elementary	26.50%	31
Ringing Rocks Elementary	15.38%	18
West Pottsgrove Elementary	11.11%	13
TOTAL		117

Q31 Please select your current position:

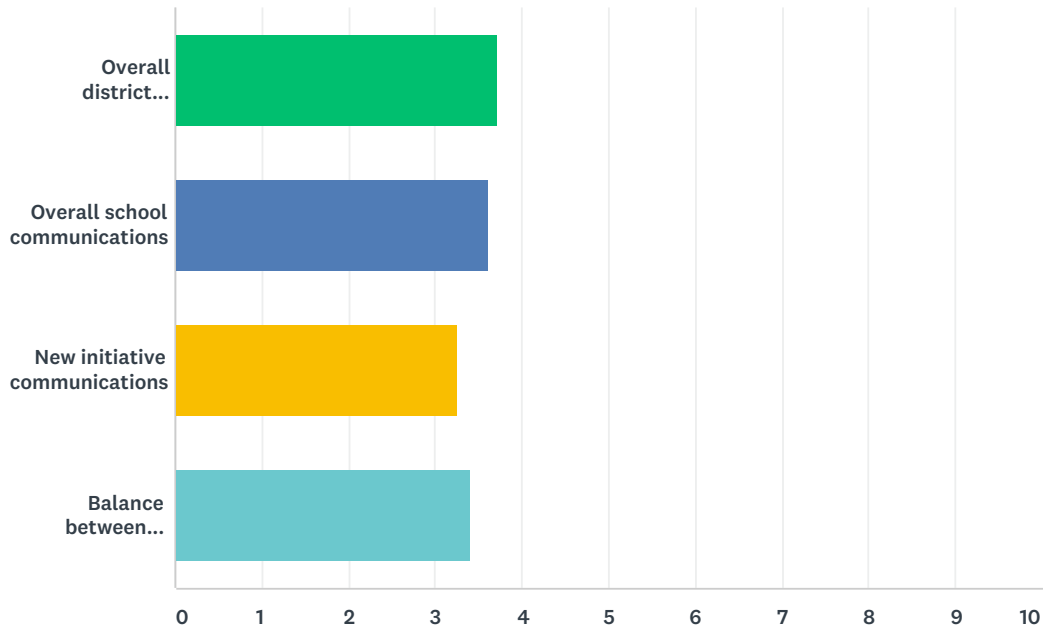
Answered: 114 Skipped: 503



ANSWER CHOICES	RESPONSES	
Professional	70.18%	80
Support Staff	25.44%	29
Custodial/Maintenance/Grounds	4.39%	5
TOTAL		114

Q32 Please rate each of the following:

Answered: 144 Skipped: 473



	EXCELLENT	GOOD	ADEQUATE	POOR	OTHER/DON'T KNOW	TOTAL	WEIGHTED AVERAGE
Overall district communications	16.78% 24	53.85% 77	16.78% 24	10.49% 15	2.10% 3	143	3.73
Overall school communications	18.31% 26	43.66% 62	22.54% 32	12.68% 18	2.82% 4	142	3.62
New initiative communications	11.97% 17	36.62% 52	30.99% 44	7.75% 11	12.68% 18	142	3.27
Balance between electronic communications and face-to-face communications	14.18% 20	35.46% 50	31.91% 45	14.89% 21	3.55% 5	141	3.42